


# Workshop 4 on Cultural Heritage Integrated Management Plans

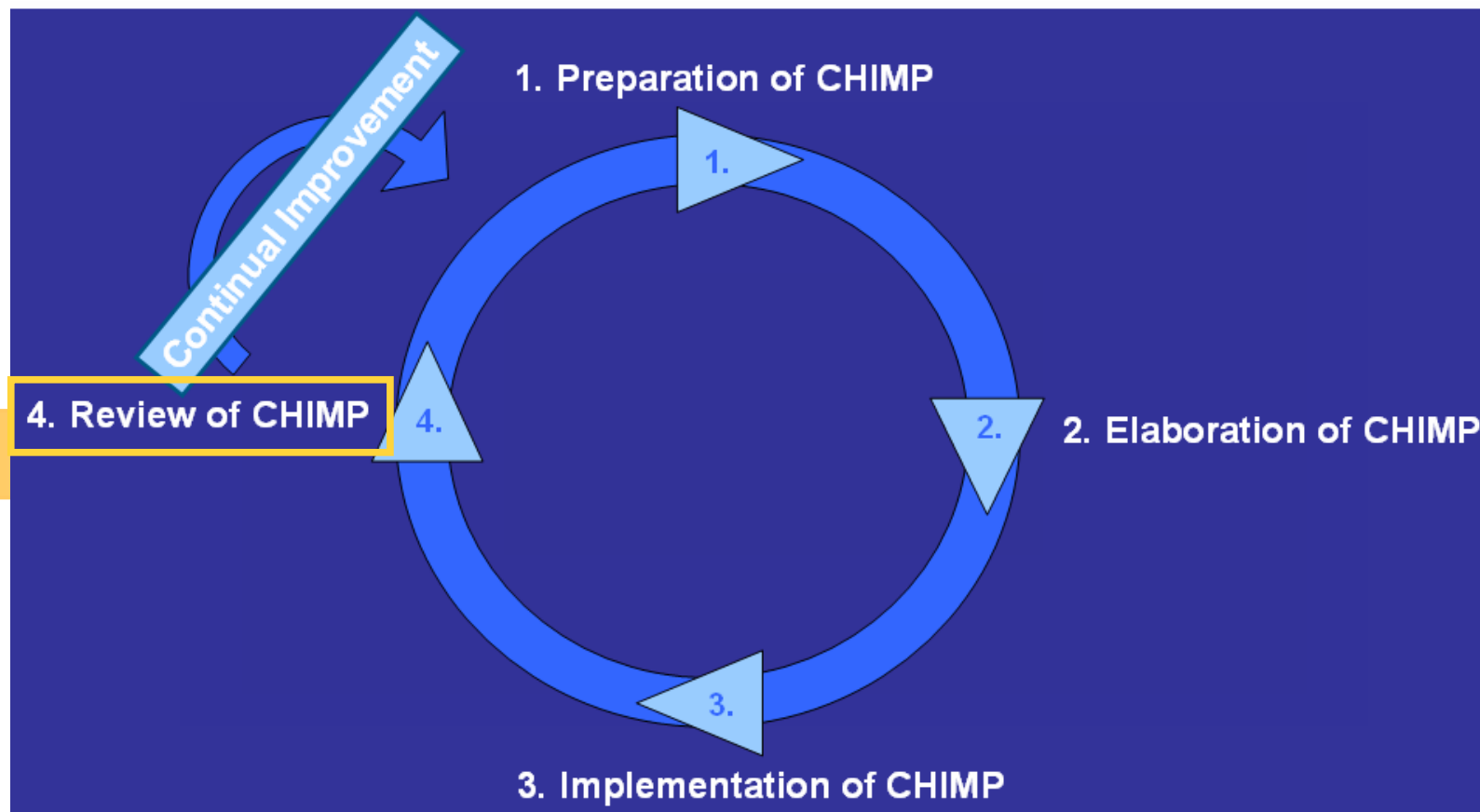
## Monitoring



Nils Scheffler, HerO Lead Expert, [scheffler@urbanexpert.net](mailto:scheffler@urbanexpert.net)

# Introduction

AN URBACT II PROJECT



# Content

1. Objectives of Monitoring
2. Development and Implementation of Monitoring-System  
*involving the LSG*
3. Example of Indicators and Hints
4. Conclusion

# Objectives of Monitoring (General)

## In general

1. Observing and analysing
2. Reviewing the performance
3. Providing information to the general public and giving advisory services
4. Supporting the objective decision making and taking corrective actions

# Objectives of Monitoring (CHIMP)

## Support the implementation, compliance and update of CHIMP

### 1. Observing and analysing

- › Surveillance of the preservation of the cultural heritage
- › Surveillance of the development of the historic urban area
- › Monitoring grade of satisfaction of cultural heritage needs and the needs of users

### 2. Reviewing the performance

- › Monitoring (grade of) achievement of the objectives
- › Monitoring functional efficiency and operational reliability of structures and procedures
- › Controlling implementation of action plan
- › Controlling compliance of actions with the objectives

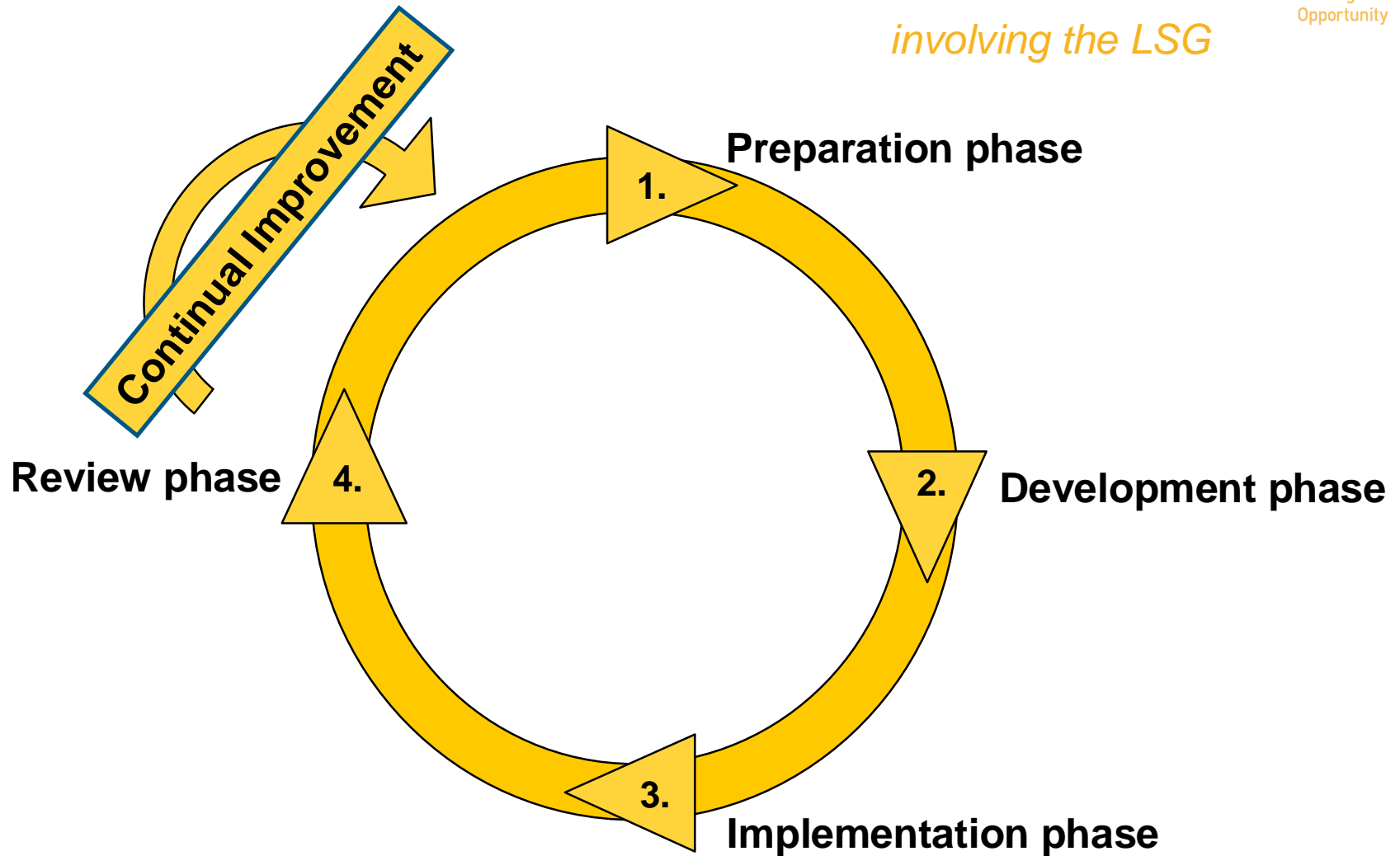


# Objectives of Monitoring (CHIMP)

## Support the implementation, compliance and update of CHIMP

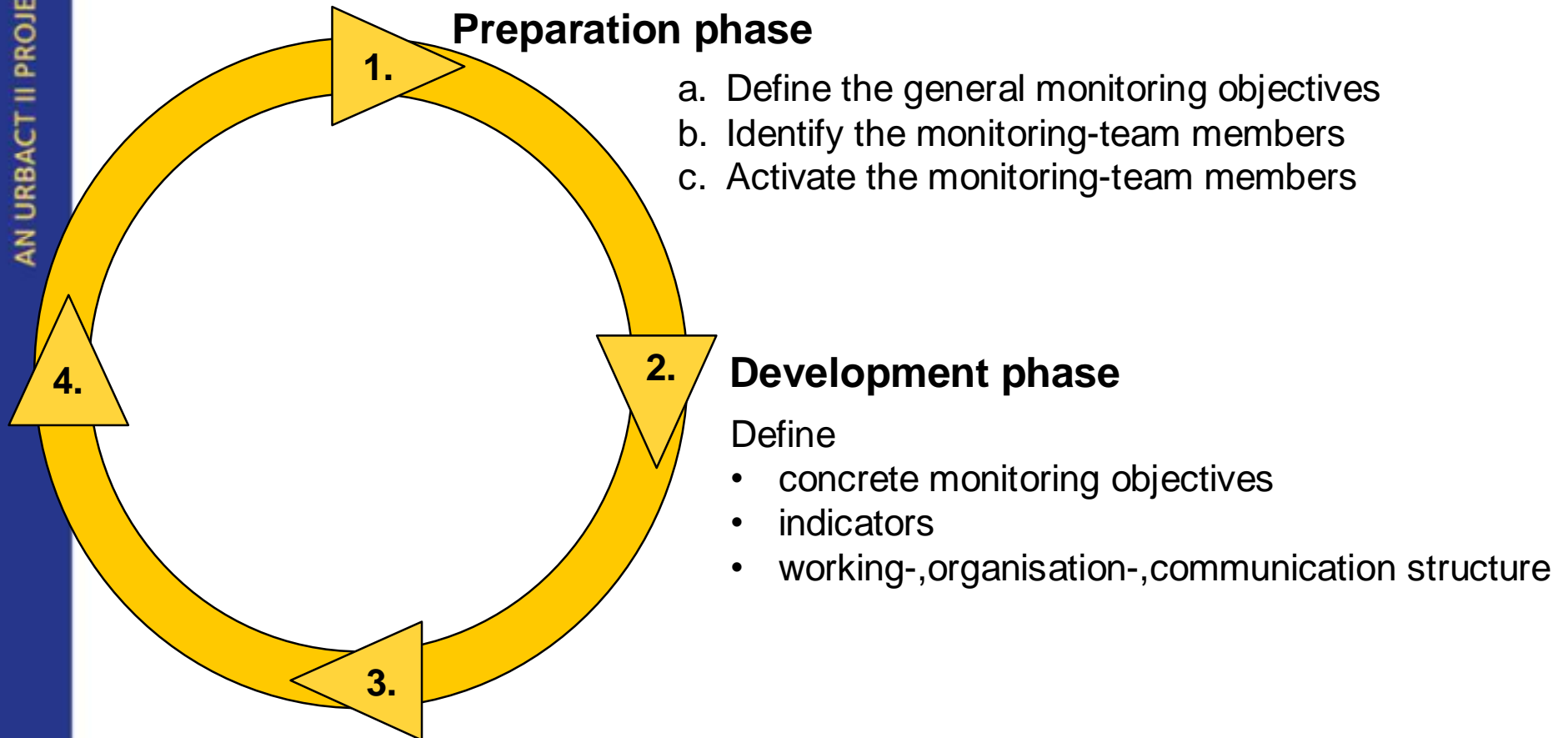
3. Providing information to the general public and giving advisory services
  - › Measuring benefits of safeguarding cultural heritage
  - › Measuring impacts on urban development
  
4. Supporting the objective decision making and taking corrective actions
  - › Deriving need for action
  - › Updating CHIMP

# Development and Implementation of Monitoring *involving the LSG*



**Monitoring:** 1. Objectives – 2. Development and Implementation – 3. Indicator examples/hints – 4. Conclusion

# Development and Implementation of Monitoring *involving the LSG*






**Monitoring:** 1. Objectives – 2. Development and Implementation – 3. Indicator examples/hints – 4. Conclusion



# Development and Implementation of Monitoring

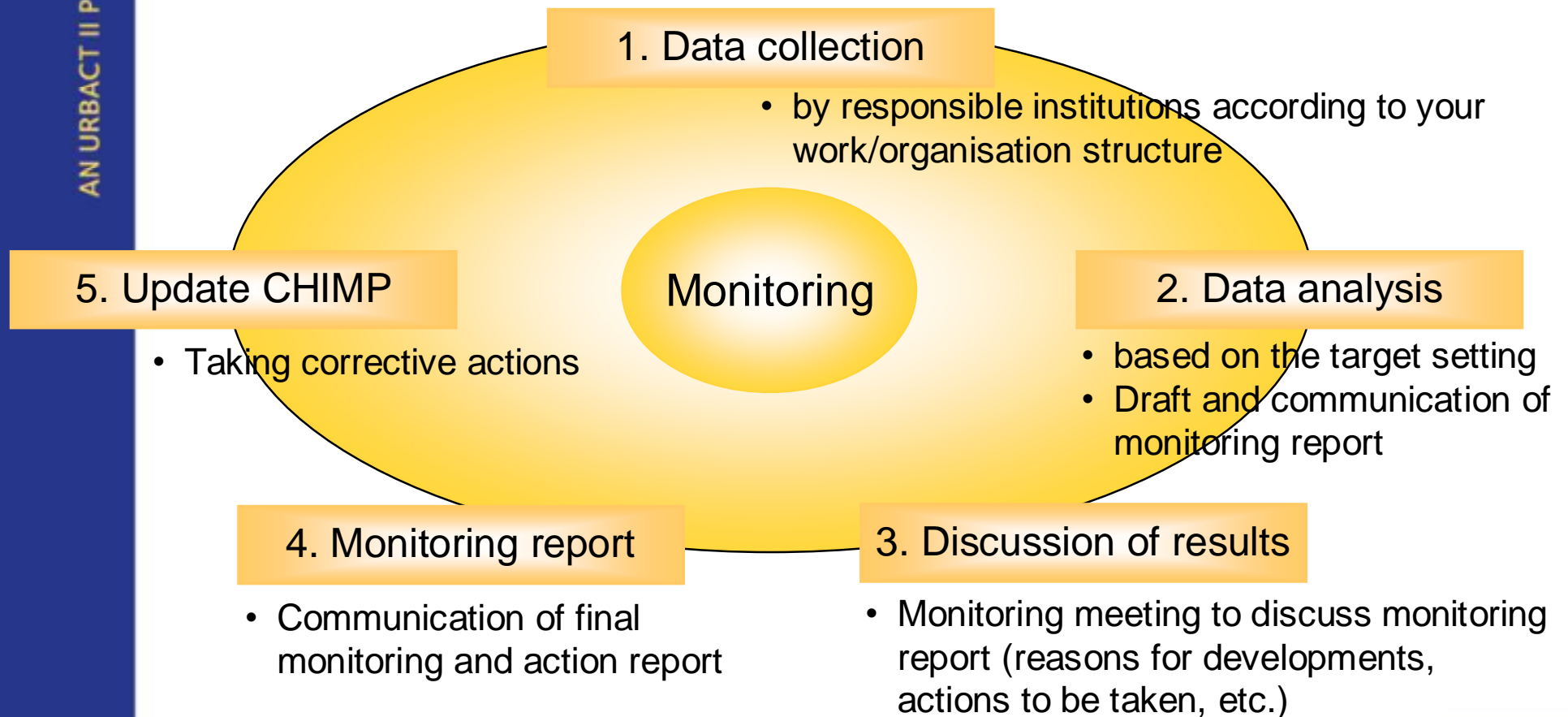
*involving the LSG*

## 2. Development phase: Indicator scheme

Objective	Indicator	Explanation	Target setting	Availability	Responsibility	Verification date
Communi- cation of cultural heritage values	Number of visitors of the cultural heritage information center	Number including not- paying children above 4	 number > year before  number < year before  number < 1 and 2 years before	Annual year book of statistics	Operator of information center	Period: whole year  Data Collection and Reporting: 01.03

# Development and Implementation of Monitoring *involving the LSG*

## 3. Implementation phase:



# Indicator Examples and Hints

## Field of action: Safeguarding Cultural heritage

### 1. Preserving built-heritage

- › Number of protected (historic) buildings;
- › Demolition of protected (historic) buildings;
- › Number of protected (historic) buildings in need of rehabilitation;
- › Provided funding to preserve protected (historic) buildings;

### 2. Sustainable use of built-heritage

- › Vacancies of protected (historic) buildings;

### 3. Preserving visual integrity

- › Visual view perspectives, silhouettes, townscape characteristics and panoramas are not affected;

### 4. Protection of natural risks

- › Number of protected (historic) buildings, damaged by environmental influences;
- › Damage of the cultural heritage by environmental influences measured in your local currency;

# Indicator Examples and Hints

## Hints for setting up and selecting an indicator scheme

- › Focused and actionable
- › Specific and understandable
- › Available, measurable and cost-effective
- › Balanced
- › Integrated
- › Adaptable

## Conclusion

- › Monitoring can have different objectives: Define them in the beginning!
- › Develop and prepare a monitoring system and indicator scheme that serves your local needs and possibilities!
- › Monitor AND analyze your indicators towards development and performance!
- › Deduct actions from monitoring results and communicate them!

Grazie Thanks  
Danke **Merci** Gracias  
**Ευχαριστώ** multumesc  
Takk dziękuję dakujem hvala  
**Obrigado** dziękować  
tānan kiitos köszönöm aciu  
Tack děkuji paldies  
**nizžik ħajr dank u wel**

Nils Scheffler, HerO Lead Expert, [scheffler@urbanexpert.net](mailto:scheffler@urbanexpert.net)