



LC – FACIL

URBACT Annual Conference

Karolin Pannike

Stockholm, 25.11.2009

LC-FACIL

a working group to facilitate the implementation of integrated, sustainable urban development according to the Leipzig Charter

AN URBACT II PROJECT



Connecting cities
Building successes



LC-FACIL – Partner cities



Leipzig (DE) - LP	515.000 PT
Rennes Métropole (FR)	395.000 PT
Kirklees Metropolitan Council (UK)	400.000 PT
Székesfehérvár (HU)	101.000 PT
Göteborg (SE)	501.000 PT
Vitoria-Gasteiz (ES)	236.000 PT
Bytom (PL)	184.000 PT
Daniel Kampus - LE	

Definition of aims and tasks of LC-FACIL

- › **Create and promote a common understanding about benefits of integrated urban development policy approaches**
- › **Use monitoring and evaluation - a “reference framework”- as ONE outcome-orientated tool to underline main idea**
- › **Express needs of cities (from practitioners point of view) towards different levels (regional / national / European)**
- › **Further exchange on what is needed for the implementation of integrated approaches on city-level**

Documents that constitute a reference for integrated, sustainable urban development

- › **Some cities make reference to European policy documents** (Leipzig Charter/ Aalborg Charta / Bristol Accord – 5 PP)
- › **Some are directly linked to national programmes/documents** (4 PP)
- › **Some are directly linked to regional programmes (including operational programmes EU funding)** (4 PP)

- › **Most have integrated overall strategy/development plan** (6 partners)
- › **All have sectoral strategies** (all partners)
- › **Most have integrated district strategies** (6 partners)
- › **Some have a monitoring tool**, which is used als as **assessment tool** for creating or reviewing existing strategies/action plans (4 partner, of which 3 have a system linked to observe overall strategy so far)

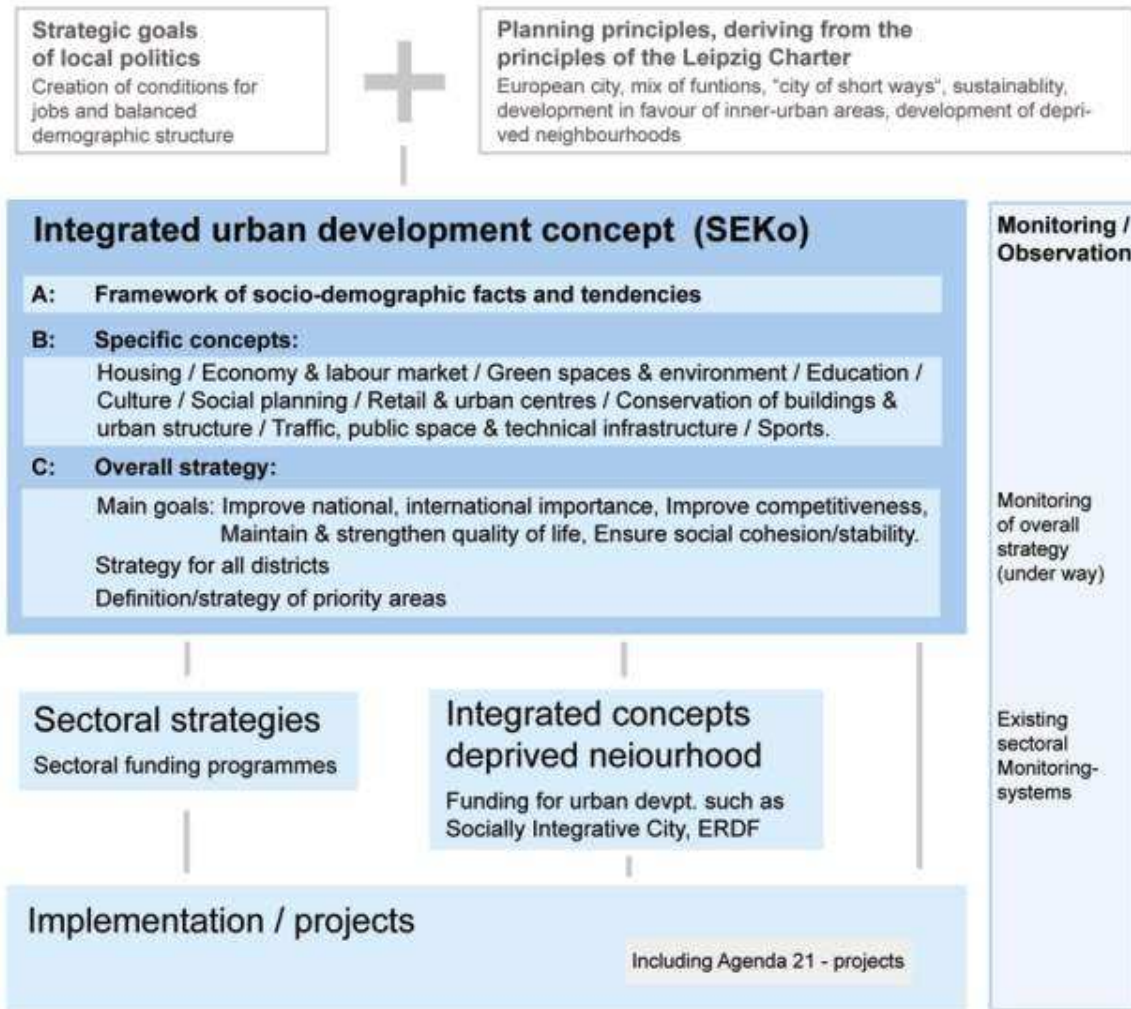
Process organisation & management

- › **Most partners use existing decision making processes but use informal structures to involve politicians, external experts and stakeholders**
- › **Most partners use existing internal structures but establish new interdepartmental working groups**

- › **Character of the process which are necessary for success:**
 - Commitment of administrative and political leaders
 - Integration of all stakeholders including city, region, etc.
 - Providing an informative, transparent process
 - Coordination of local, regional, national, European initiatives

- › **Challenges for the process:**
 - Sectoral structure and thinking of the city-administration
 - Short termism, output driven thinking – further need for capacity building
 - Lack of integrated funding
 - Lack of awareness – need for (visual) tools to support awareness building
 - Lack of real links between strategy and implementation – further need for monitoring tools

Set of documents for a RF – example Leipzig

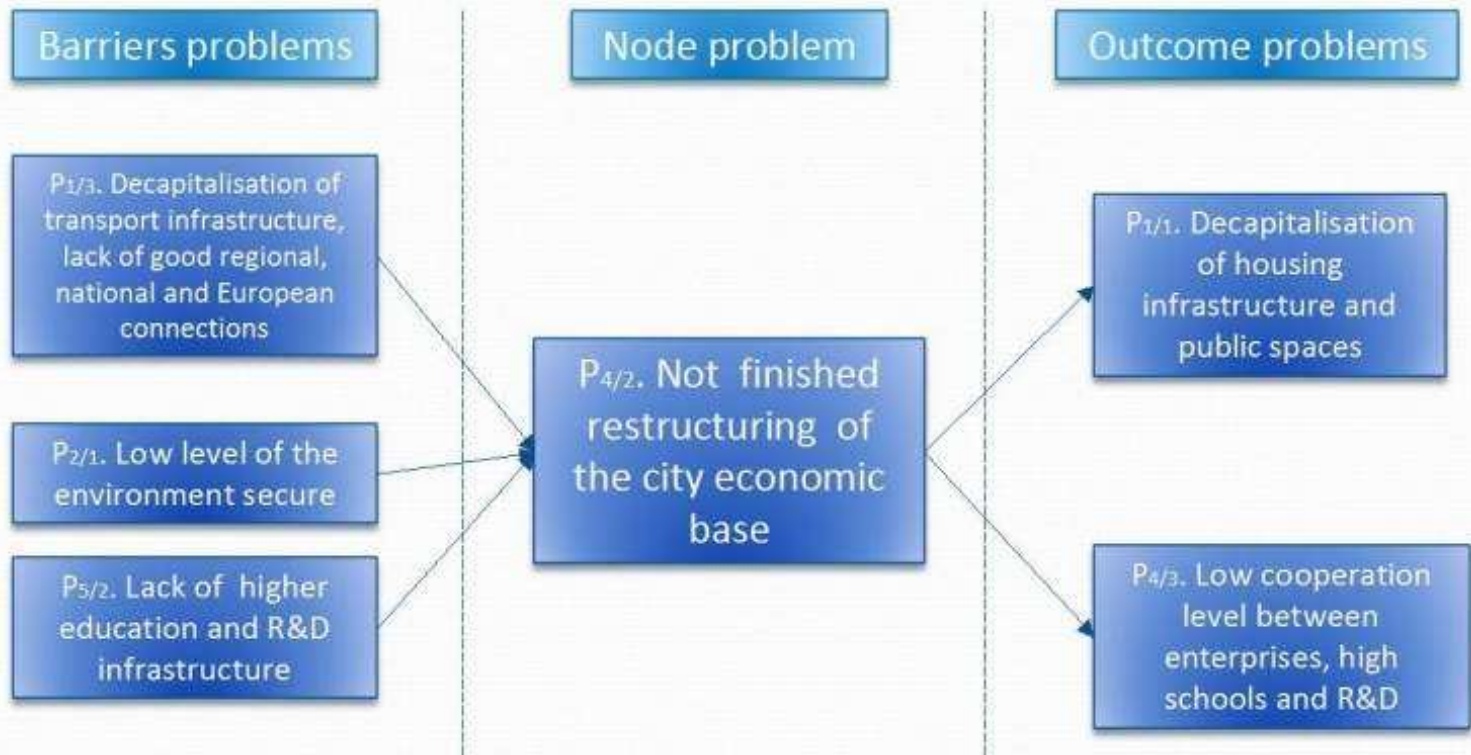


Set of documents for a RF – example Bytom

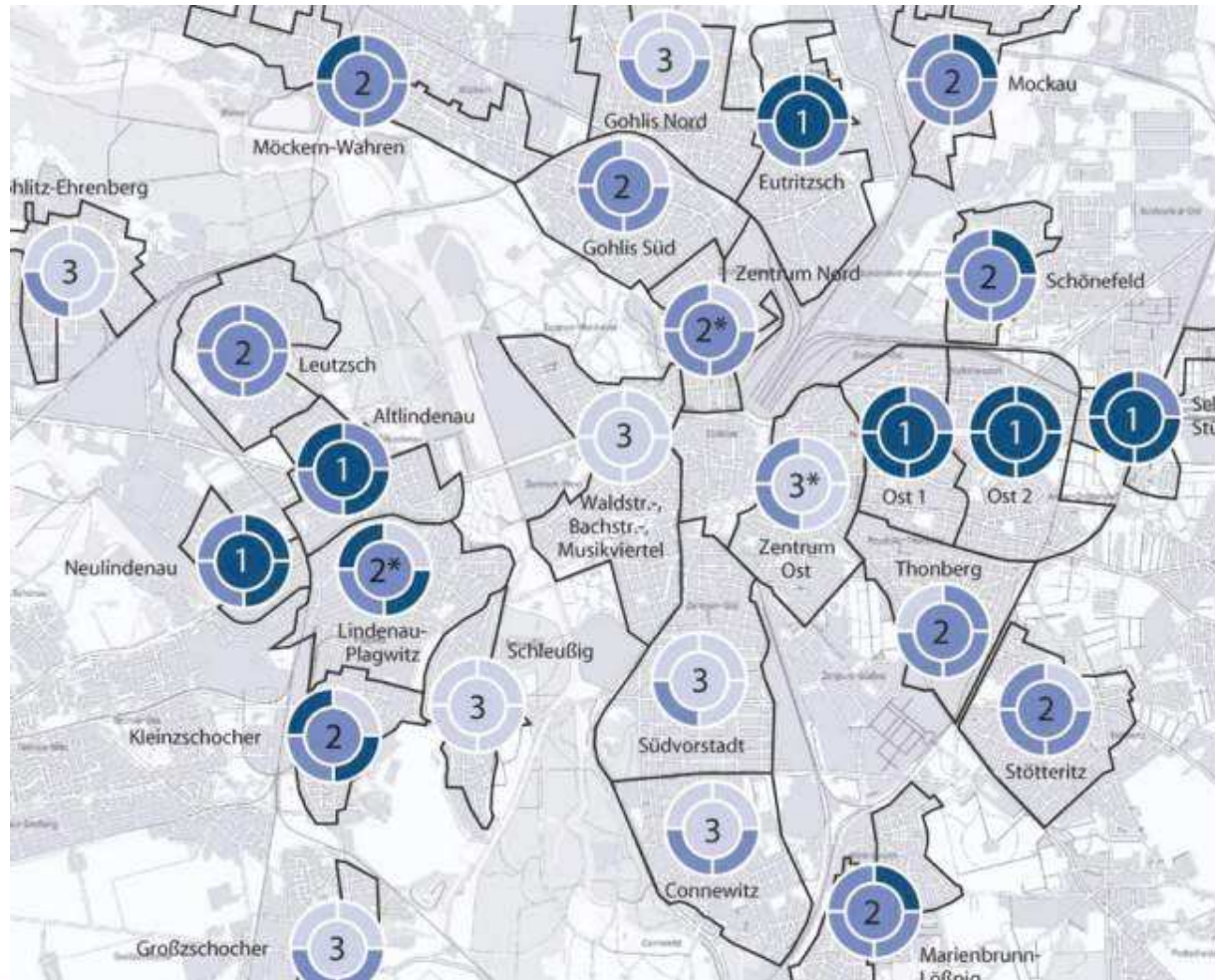


Assessing challenges & potentials – e.g. Bytom

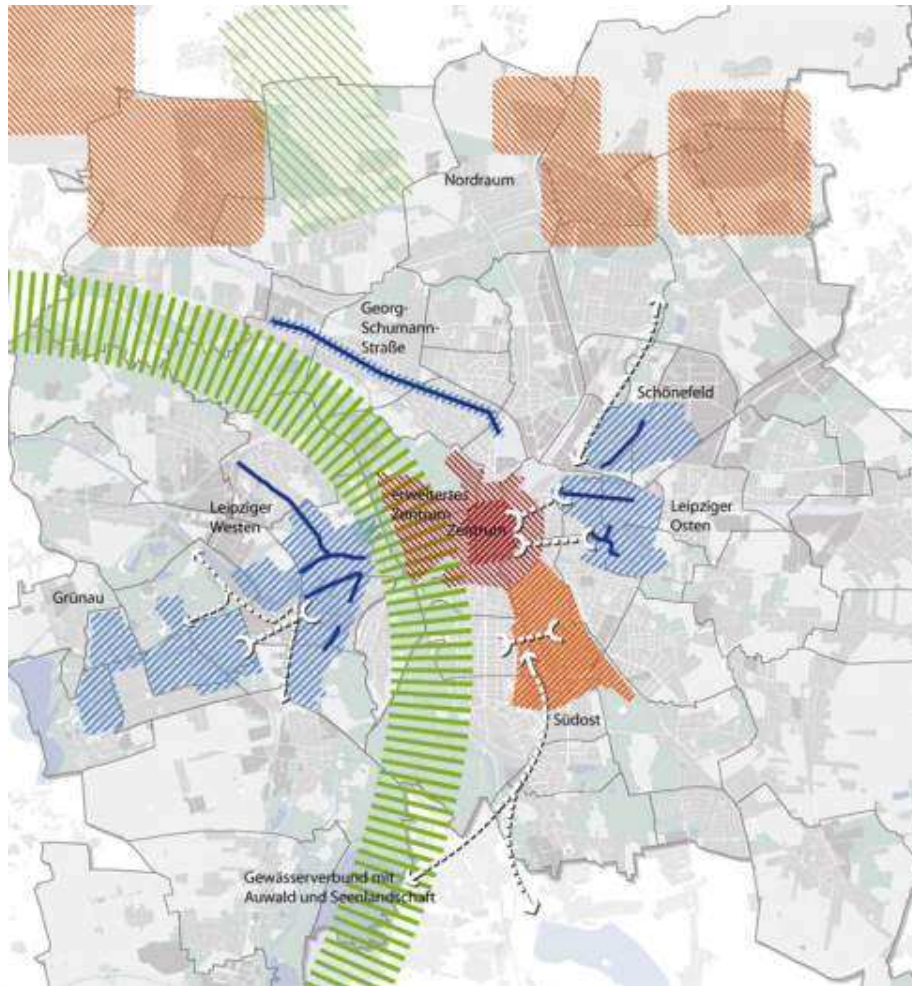
The city development problems



Assessing challenges & potentials – e.g. map of problematic indicators (housing and urban renewal), Leipzig






From assessment to strategy – e.g. Leipzig, Integrated urban development concept Leipzig 2020



Priority areas of urban development

Priority due to external importance

-  Zentrum / erweitertes Zentrum
-  Südost
-  Nordraum
-  Gewässerverbund mit Auwald und Seenlandschaft

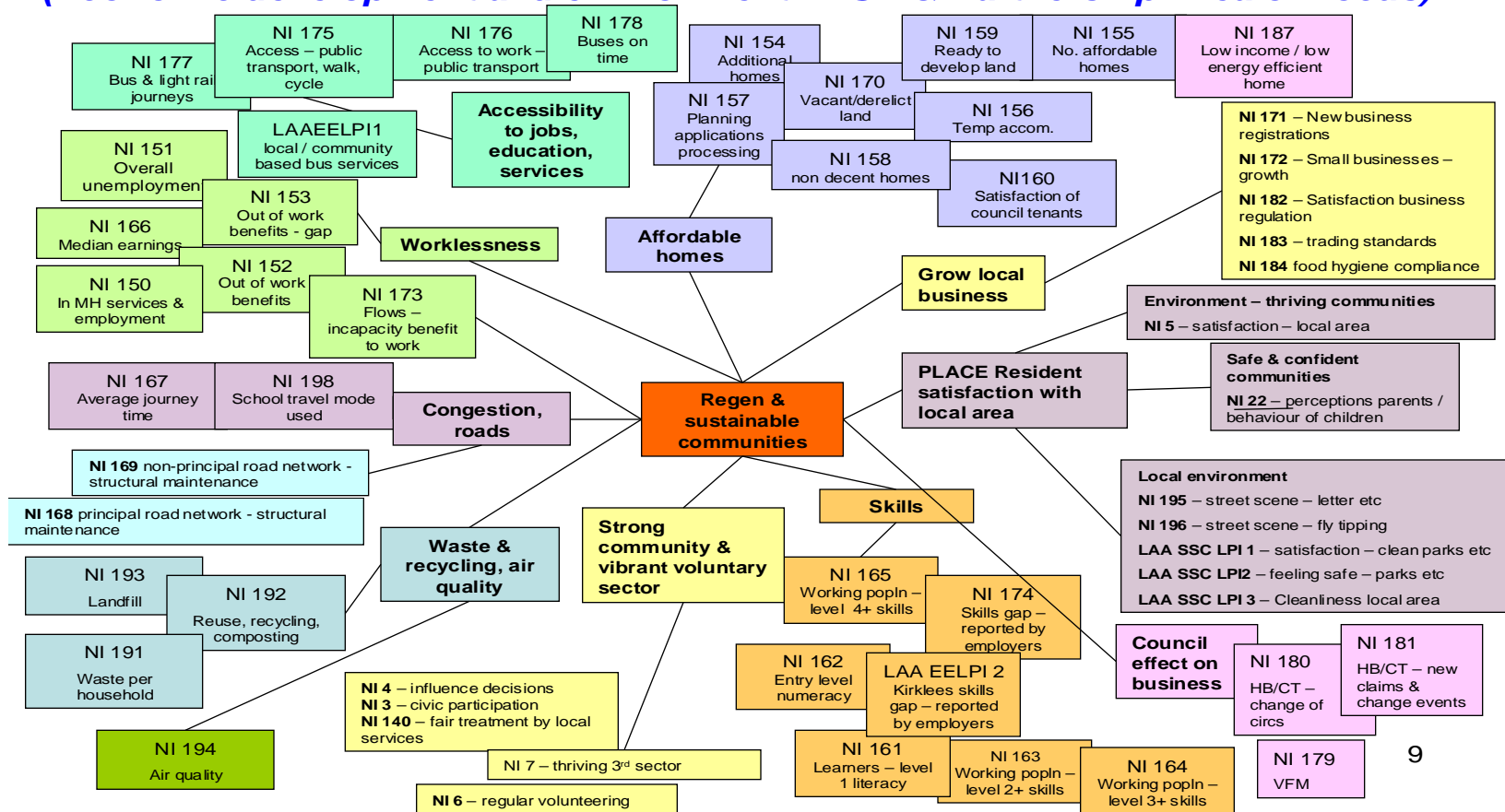
Priority due to internal importance

-  Leipziger Osten/////Leipziger Westen/
Grünau/////Schönefeld
-  Georg-Schumann-Straße
-  Magistralen

Monitor performance – e.g. Kirklees, Local area assessment

KIRKLEES Regeneration & Sustainable Communities

(Economic development and environment LPSB & Partnership Area of Focus)



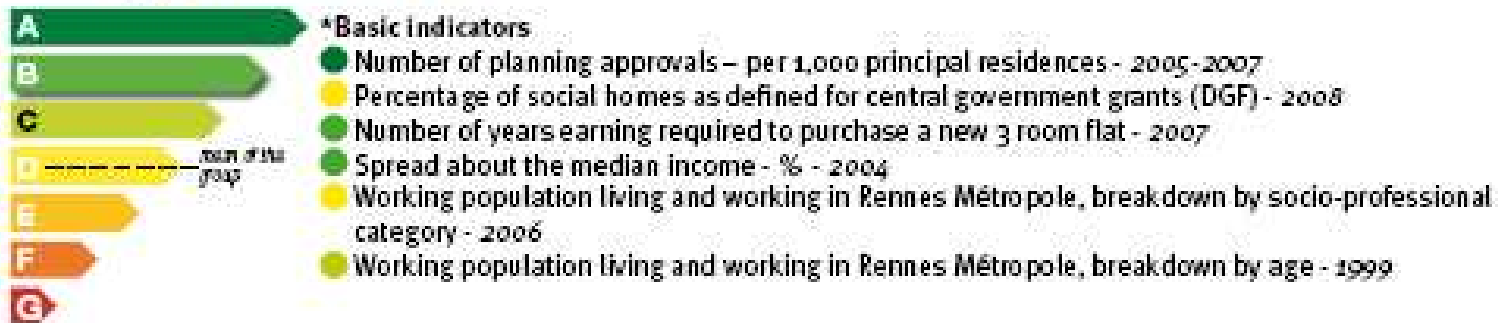
Monitor performance – e.g. Baro'Métropole Rennes

Objectives of the Baro'Métropole :

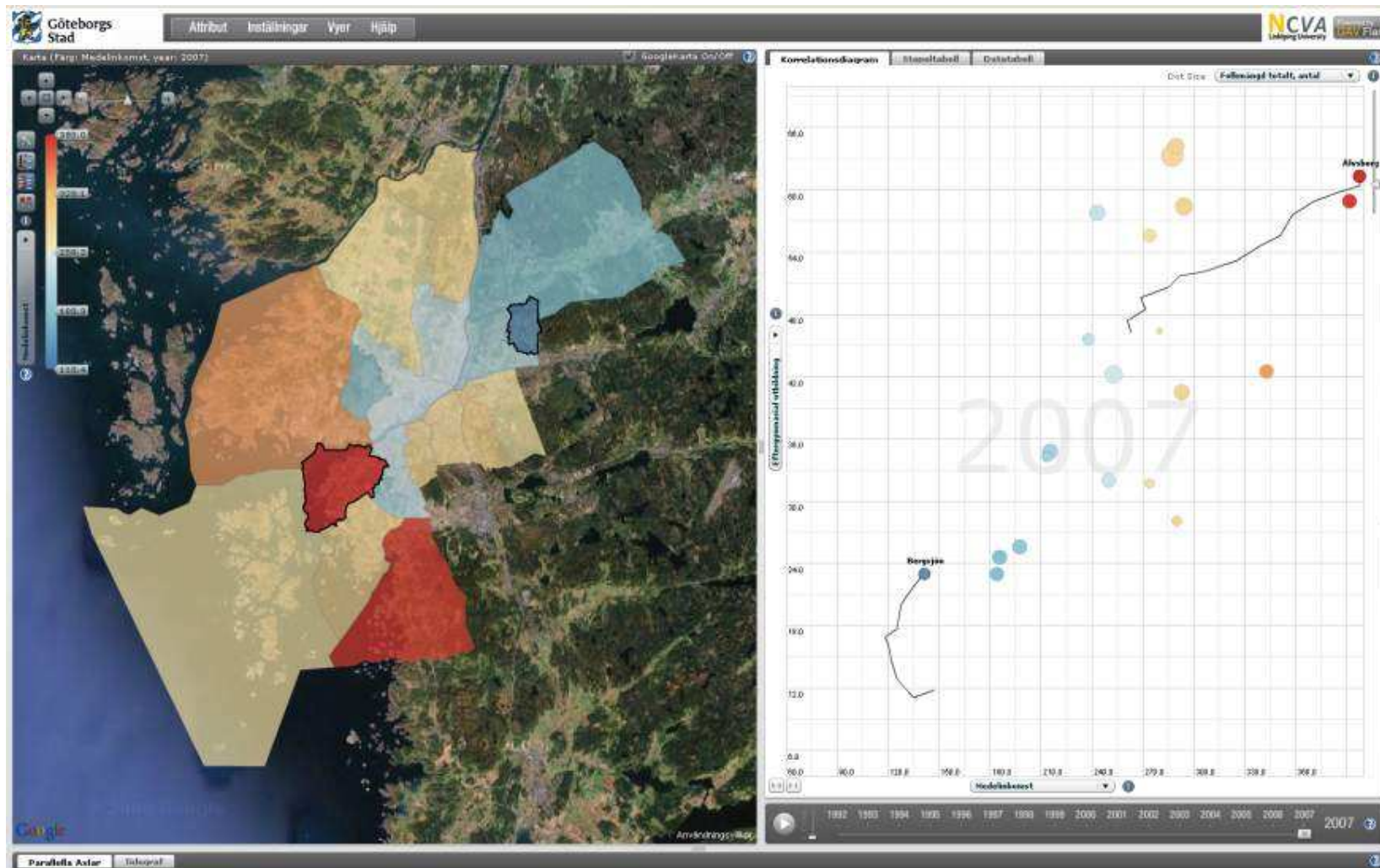
- › monitor the implementation of targets set by the Strategic Plan
- › provide information on the sustainability of the region's development
- › identify the strengths and weaknesses of the region and how they evolve

- › The Baro'Métropole indicators cover fifteen themes and each theme has two aspects:
 - local indicators specific to Rennes Métropole
 - indicators that compare Rennes Métropole to eight similar French cities

Housing accessible to all*



Monitor performance – e.g. Göteborg, eXplorer / Gotrends



Thank You
dziękuję
Merci
Gracias
köszönöm
Danke
tack så mycket