

# Thurrock: Youth Unemployment - Issues and Challenges

June 2012

# Where is Thurrock?



## Thurrock Coat of Arms c.1956.



*The Arms of the Borough of Thurrock*

## Communities and businesses flourish

The Borough Coat Of Arms depicts;

Long sea journeys – Albatross.

Industry – including heavy oil refinery, soap, margarine, cement, ship repair, docks, agriculture.

The Knight - Rendulphus Knevington of Aveley d. 1381

Tudor Rose – Queen Elizabeth I visit to Tilbury in 1588.

River Thames.

# By Thames to all peoples of the world

# Europe & The World!

**THURROCK**

**LONDON**



# Thurrock - Place

- The heart of the Thames Gateway
- 18 miles of river frontage
- 60% of the borough Green Belt with historic villages
- At the heart of major transport infrastructure – ports, roads and rail
- Key industries – transport, logistics, port functions and retail
- Number of VAT registered business grown by 40% since 1997 – double the national rate (21%)

# Thurrock - People

- Thriving population - 157,200 forecast to grow to 203,900 by 2031
- 26% of the population between 0 – 19 years
- Non-white population 12.6% (2001: 4.7%)
- Largest BME group 2009 - Asian/Asian British 4.6%
- Indicators of deprivation are improving but still problems in parts of Tilbury, Grays, Belhus, Chadwell, Ockendon and West Thurrock.
- Rates of adult obesity and smoking are higher than average.

# Unemployment

- Unemployment rate Jan-Dec 2010, 8.1% (*East 6.5%, GB 7.7%*)
- 77.2% of working age in employment Jan-Dec 2010, (*East 78.7%, GB 76.2%*)
- JSA Claimants (Aug 11) – 4.2% 4439 (3.9%)
- Proportion of JSA claimants per age group (Aug 2011)
  - Aged 18 - 24: 9% (7.9%)
  - Aged 25 - 49: 4.1% (3.9%)
  - Aged 50 - 64: 2.5% (2.1%)

# Youth Unemployment - Britain

- Very high levels of youth unemployment in Britain – more than one million young people
- Unemployment rate 16-24 age group 22.2% (Dec 2011)
- Long term unemployed (more than six months) 16-24 up by 17% (March 2012)
- 5.7 unemployed people for every vacancy (March 2012)
- NEETS – 6.1% of 16-19 year olds



# Youth Unemployment - Thurrock

- 8.8% unemployment (Sept 2011)
- 25.9% unemployment 16-19 year olds
- 11.9% unemployment 20-24
- NEET – 6.7% (March 2012) of 16 -19's
- Forecast to take 8-10 years (from 2010) for unemployment to fall close to pre-recession levels.
- Public sector spending cuts further job losses in private firms

# Development Strategies

26,000 new jobs by 2021!



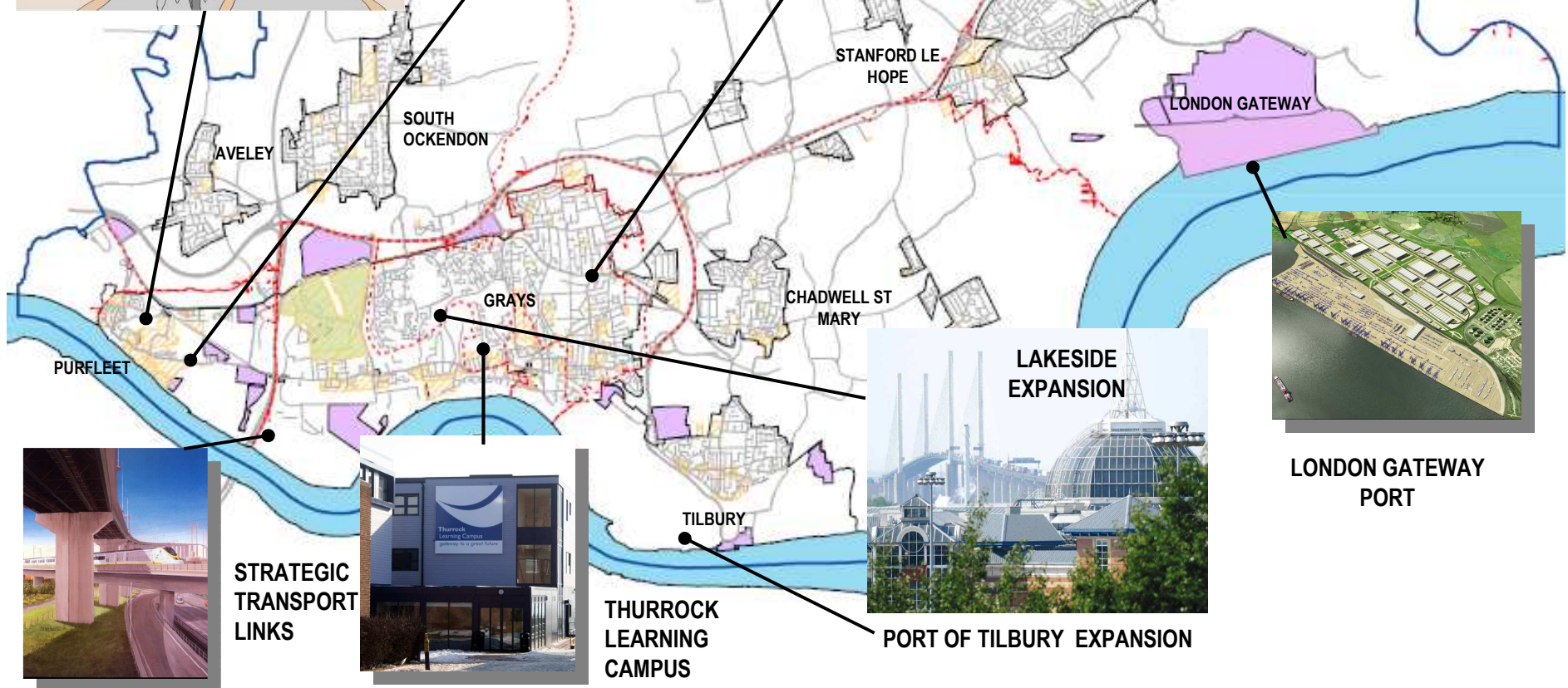

**Our Vision: We want Thurrock to be at the dynamic heart of the Thames gateway, a place of ambition, enterprise & opportunity, where communities and businesses flourish**

**Priorities:**

- 1 Improve the education and skills of local people**
- 2 Encourage and promote job creation and economic prosperity**
- 3 Ensure a safe, clean and green environment**
- 4 Provide and commission high quality & accessible services that meet, wherever possible individual needs**
- 5 Build pride, respect and responsibility in Thurrock's communities and its residents**


# Thurrock tomorrow...

-  Masterplan Areas / Economic Hubs
-  Housing Growth Areas
-  Employment Growth Areas
-  Housing / Employment Mix Growth Areas





DP World -




Notes:  
 1. All dimensions are in metres unless otherwise stated.  
 2. The plan is to be read in conjunction with the Specifications and the Bill of Materials.  
 3. All dimensions are to the centre of the plot unless otherwise stated.  
 4. All dimensions are to the centre of the plot unless otherwise stated.  
 5. All dimensions are to the centre of the plot unless otherwise stated.  
 6. All dimensions are to the centre of the plot unless otherwise stated.  
 7. All dimensions are to the centre of the plot unless otherwise stated.  
 8. All dimensions are to the centre of the plot unless otherwise stated.  
 9. All dimensions are to the centre of the plot unless otherwise stated.  
 10. All dimensions are to the centre of the plot unless otherwise stated.



C. Three station indicated 06.10.05 (1405)  
 D. Quoted to new ground level 06.10.05 (1406)  
 A. Quoted in accordance with change 01 08.04.05 (1407)  
 B. Quoted in accordance with change 02 08.04.05 (1408)  
 E. Quoted in accordance with change 03 08.04.05 (1409)  
 F. Quoted in accordance with change 04 08.04.05 (1410)  
 G. Quoted in accordance with change 05 08.04.05 (1411)  
 H. Quoted in accordance with change 06 08.04.05 (1412)  
 I. Quoted in accordance with change 07 08.04.05 (1413)  
 J. Quoted in accordance with change 08 08.04.05 (1414)  
 K. Quoted in accordance with change 09 08.04.05 (1415)  
 L. Quoted in accordance with change 10 08.04.05 (1416)  
 M. Quoted in accordance with change 11 08.04.05 (1417)  
 N. Quoted in accordance with change 12 08.04.05 (1418)  
 O. Quoted in accordance with change 13 08.04.05 (1419)  
 P. Quoted in accordance with change 14 08.04.05 (1420)  
 Q. Quoted in accordance with change 15 08.04.05 (1421)  
 R. Quoted in accordance with change 16 08.04.05 (1422)  
 S. Quoted in accordance with change 17 08.04.05 (1423)  
 T. Quoted in accordance with change 18 08.04.05 (1424)  
 U. Quoted in accordance with change 19 08.04.05 (1425)  
 V. Quoted in accordance with change 20 08.04.05 (1426)  
 W. Quoted in accordance with change 21 08.04.05 (1427)  
 X. Quoted in accordance with change 22 08.04.05 (1428)  
 Y. Quoted in accordance with change 23 08.04.05 (1429)  
 Z. Quoted in accordance with change 24 08.04.05 (1430)

PROPOSALS  
**chertwoods**  
 A CONSULTING ENGINEERS  
 100-102, High Street, Chertsey, Middlesex, TW20 9LW  
 Tel: 0181 871 7000 Fax: 0181 871 7001  
 E: info@chertwoods.co.uk  
 Website: www.chertwoods.co.uk



# Port of Tilbury



# Purfleet Pride





# Royal Opera House



# Partners

- **Employers** - DP World, Canute
- **Umbrella organisations** - Federation of Small Businesses, Thurrock Business Association, Thurrock Business Network Group
- **Educational Institutions** - Gateway Academy, South Ockendon Academy, South Essex College, University of Essex, Anglia Ruskin University, University of East London
- **Employment agencies/jobcentres** - Job Centre Plus, National Apprenticeship Service, National Skills Academy – Creative and Cultural
- **Youth Outreach services** – CVS, ngage, Childrens Partnership, Community Safety Partnership, Community forums

# Situations and challenges

# Situations

- Youth unemployment high
- High levels of NEET
- Low wage levels – average wage
- Low skills base amongst the Thurrock population
- 44% of new jobs will require Level 3 qualification – only 36% of the population have this level
- Levels of job related training low – only 15%
- Low levels of aspiration

# Challenges

- Make sure Thurrock young people benefit from the opportunities in Thurrock – creating a lot of jobs but will Thurrock people benefit?
- Need to improve skill levels
  - In education
  - On the job
- Need to raise aspiration
- Better community engagement and more active citizenship
- Partners work better together

# What we'd like from URBACT

- Expert help to prepare a baseline report on youth unemployment in Thurrock.
- Support to bring together the partners we need to tackle the issues.
- Learning from other partners – what worked and what didn't!
- An action plan
- Access to funding – structural funds

# Questions