

*The European Union,
Cities, Funding & the Urban Agenda*

Part 2: Key EU policy areas and concepts for cities

*Ronan Gingles
EU Affairs & Policy Advisor*



*'Urban Policies in Support of 'Ireland 2040' seminar
22 March 2017*

Provided by three Regional Assemblies with DHPCLG support.

Specialised EU support service for all Local Authorities.

Wide-ranging monitoring, liaison and guidance to inform and facilitate domestic actors' individual and collective understanding of and engagement in European initiatives and activities:

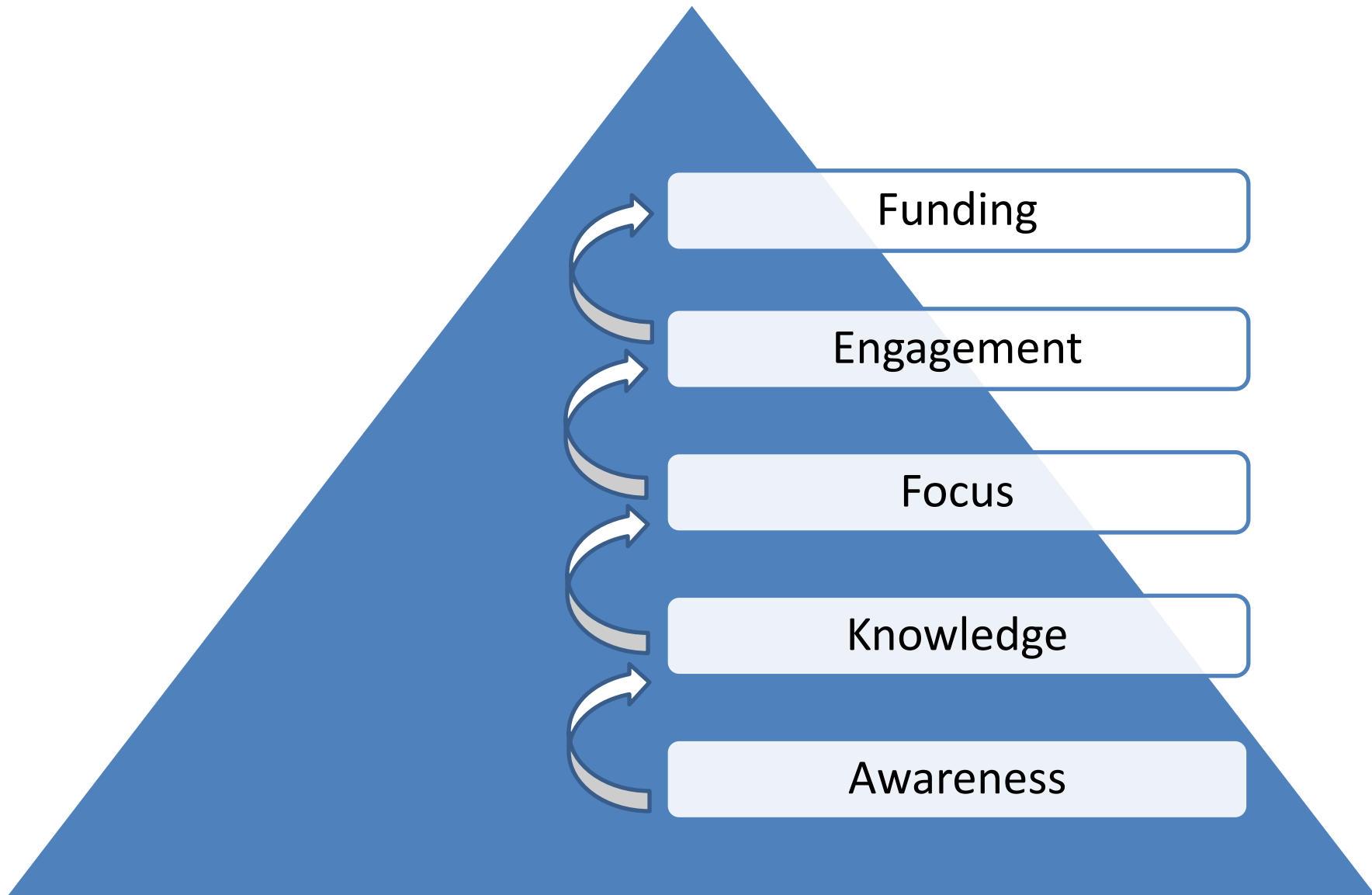
- **Policy Information & Intelligence**
- **EU Funding**
- **Networking, Representation, Promotion & Lobbying**
- **Political Support (Committee of the Regions)**

Only Irish presence among 250+ regional/city representations to EU.
One of few Irish institutions present in Brussels.

Staff of 2.

This presentation

- **The *Urban Agenda for the EU* and its 12 Partnerships**
- **Key EU policy areas and concepts for cities**
- **European support services and networks for engagement by (smaller) cities**
- **European Commission Funding
...and EIB Financing...for cities**
- **Comparative EU/OECD observations for Ireland**



Policy: Juncker EC priorities (urban dimension)

From *'Political Guidelines 2014-2020'*:

Some (**non-explicit**) local/urban impacts in the 10 Priorities:

#1 Jobs, growth & investment;

#2 Connected Digital Single Market;

#3 Energy & climate change;

#8 Migration;

#10 Democratic change.

How can cities contribute...or be assisted?

“Jobs, growth & investment” in cities

- Promote economic growth.
- Increase in employment
- Restore investment levels (overcome the crisis).
- Work Programme does not mention role of cities in economic development, job creation, innovation or local investments.
- Long-term & youth unemployment: Measures to support MS to develop skilled workforce (ESF/YEI).
- Should post-2020 ESF be more accessible to cities (place-based)?
- Should future (Cohesion Policy) infrastructure and skills spending be better integrated?

Three-pillared strategy: structural reforms; fiscal responsibility; investment to kick-start and sustain growth (**Juncker Plan**).



'Juncker' Investment Plan for Europe

- Removing obstacles to investment;
- Provide technical assistance* to investment projects;
- Smarter use of financial resources.

EFSI: €21Bn in **EC/EIB** (seed) finance to leverage €315Bn investment.

- A market-based risk guarantee arrangement...**not a "fund"**.
 - Projects to deliver growth and jobs (via other Juncker priorities)
 - Strategic infrastructure incl digital, transport & energy (RES, resource efficiency) education and R&I. Also SMEs.
 - "Lending to lower-rated municipal entities/companies"
 - Financing private service provision to LAs (PPPs; ESCOs;
 - EIB equity investment into Urban Dev Funds (regeneration)
 - No geographical/sector quotas. Open **EIB** lending assessment.

+ Advisory Hub (EIAH)* & Project Portal (EIPP) (showcase).

Set to be doubled and run to 2020.

Prospects for Irish cities? Impact on future Cohesion Policy?

“Digital Single Market” for cities

Cities are key to maximising digital economy growth potentially using technology and innovation to:

- Improve resource efficiency and quality of life (‘Smart Cities’)
- Empower and capitalise on citizen participation for public services
- Promote interoperable standards
- Develop innovative forms of investment and procurement.
- Upscale local projects.

“Energy Union & Climate” for cities

- Assume ownership of the energy transition (decarbonising).
- Innovative solutions* to meet EU 2030 climate targets via:
 - built environment (individual and districts)
 - energy production/consumption systems
 - sustainable transport (e.g. 2013 Urban Mobility Package... alternative fuel infrastructure... ITS)
 - consumer behaviour
- Protecting vulnerable consumers (energy poverty).
- Circular Economy package: green growth & jobs (“circular cities”).
- Mitigation strategies (Covenant of Mayors, COP).
...& Resilience (EU Adaptation Strategy, extended Covenant...)
- Air Pollution (Strategy to 2020; Emissions Ceilings Directive).
- Nature-based solutions...green infrastructure.

“Migration” for cities’

- Very topical challenge/crisis.
- Politically sensitive.
- Common Asylum System.
- Urgent need for solutions and cooperation.
- Need for sharing local experiences with reception, housing, language training, integration of migrants.
- Variable impact: Drive to tap into ERDF (underspend)(not IE).
- Local input to various initiatives: European Agenda for Integration; European Integration Forum...

“Democratic Change”

- Doing the “big things” better
- Refraining from actions that do not match EC objectives and/or will yield no results.
- Reaching out to citizens.
- Making the EU more open, accountable, responsive, relevant, cost-effective (implementation), efficient...
- Includes drive for “Better regulation”.
- Element of risk for LAs if shift of administrative burdens from businesses to governments (REFIT programme).
- EC experimenting with urban impact assessments (policy).
- CoR Territorial Impact Assessment (TIA) pilots.
- Cities have experience with implementation of EU rules and associated issues.

The future of cities?



Look at cities to see that the spirit of Europe is still very much alive. We have rallied in response to the refugee situation, we deliver bold local climate action, and design innovative programmes to fight unemployment. Our experience can be vital for rebuilding faith in the European project, and we urge European and national leaders to work in partnership with us to give Europe a better future.



Daniël Termont

Mayor of Ghent

President of EUROCITIES



#Cities4Europe



SMARTER CITIES



INTEGRATED
APPROACHES/
POLICIES



NEW WAYS
OF WORKING



MORE PEOPLE-CENTRED
URBAN DEVELOPMENT



BOOSTING THE
GREEN ECONOMY

BETTER
AIR QUALITY



↓ CO₂
LESS CO₂
EMISSIONS



CREATING
JOBS



IMPROVED,
EFFECTIVE + ACCESSIBLE
PUBLIC SERVICES

MORE CITIZENS
CO-CREATING THE CITY



MORE
ENERGY
EFFICIENCY

INCREASED
QUALITY OF LIFE



The “Smart City” Agenda

- Where urbanisation meets technological innovation.
- Utilise technologies to improve public services, sustainability, resource efficiency and quality of life.
- H2020 definition (“Smart Cities & Communities”): Linking and upgrading infrastructures and services in transport, energy, ICT.
- Tech-driven focus (industry-led)
- Human and institutional dimensions also...cities’ major role to ensure inclusive and sustainable urban dev.?
- Incorporate collaborative models, new governance and transparency tools (e.g. living labs), co-creation, open platforms...
- Challenges: fragmentation; scaling; business models; financing...

“Smart Specialisation”

- Cornerstone of ERDF expenditure choices. Growing significance.
- Applicable at City Region, Functional Urban Areas level etc.
- Bottom-up, place-based economic development via [Smart Specialisation Strategies \(S3/RIS\)](#).
- Channel resources to areas of expertise: tailored R&I support.
- Build on local assets (public research system, enterprise base, global marketplace opportunities) and potential (job creation)...comparative advantage.
- Should reflect broad, inclusive view of innovation...beyond RTD.
- [Future: EI's National Research Prioritisation Exercise \(2011 - HEI/R&I-focussed\) approach or Actions Plan for Jobs???](#)

'Smart second tier' cities (PLEEC project)

europeansmartcities

Welcome to the www.smart-cities.eu website.

Since 2007, the TUWIEN team works on the issue of smart cities. In cooperation with different partners and in the run of distinct projects financed by private or public stakeholders and actors the European Smart City Model was developed. Basically it provides an integrative approach to profile and benchmark European medium-sized cities and is regarded as an instrument for effective learning processes regarding urban innovations in specific fields of urban development. Currently, the 4th release of the smart city model is already available. Due to the use of different data sources and changes as well as improvements in definition of indicators, please do not compare the rank of cities or profiles directly between different versions. However, learn more about the world of smart cities and choose the version you would like to discover beneath by clicking on the desired button.

European medium-sized cities

Cities from 100 000 to 500 000 inhabitants

Version 3.0 (2014)

europeansmartcities 3.0 (2014)

home

why smart cities?

smart cities model

the ranking

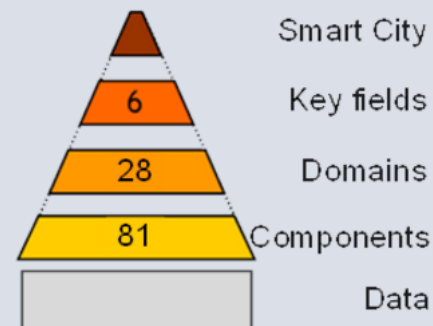
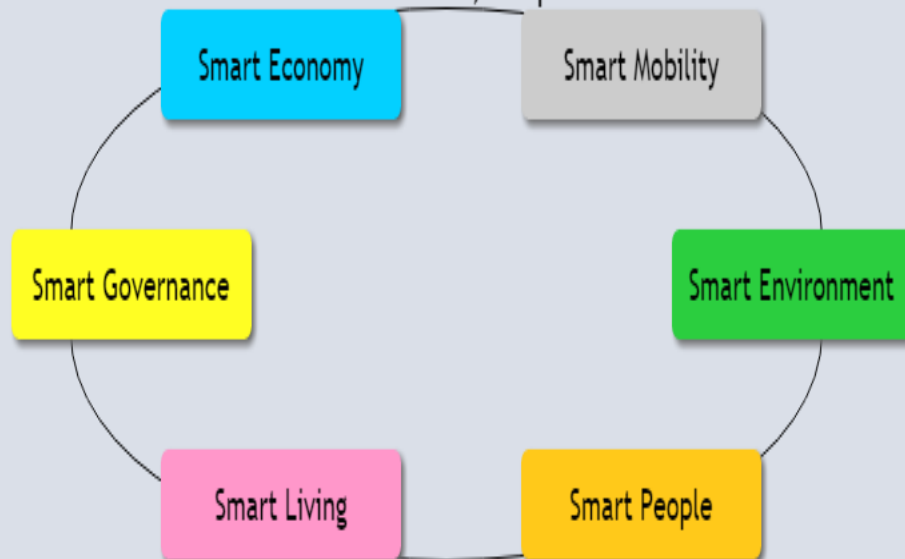
benchmarking

city profiles

team & imprint

The smart city model

A Smart City is a city well performing in 6 characteristics, built on the 'smart' combination of endowments and activities of self-decisive, independent and aware citizens.



Standardization and aggregation

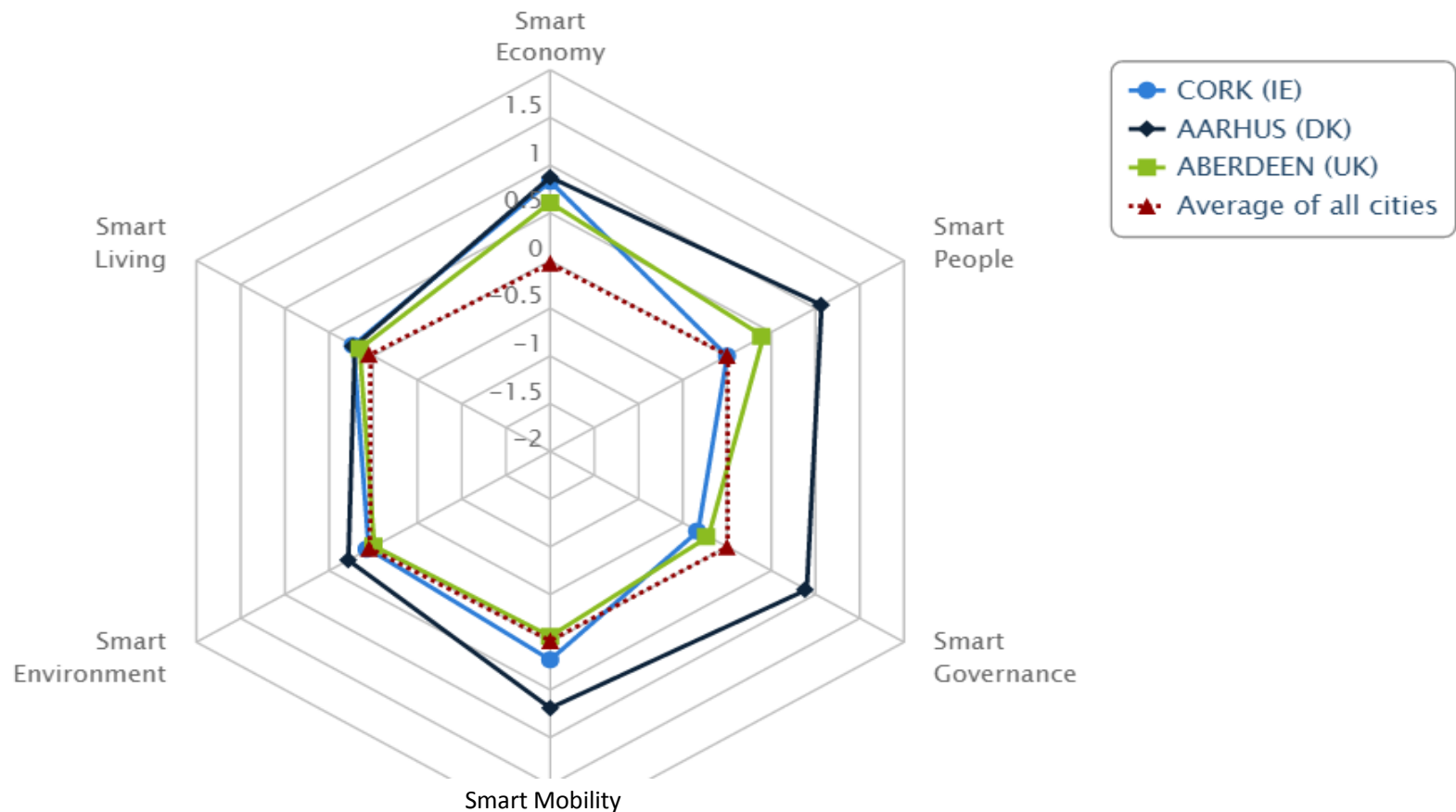
| City | Eco | Peo | Gov | Mob | Env | Liv | Total |
|---------------------|-----|-----|-----|-----|-----|-----|-------|
| LU LUXEMBOURG | 1 | 18 | 56 | 4 | 16 | 4 | 1 |
| DK AARHUS | 2 | 3 | 6 | 3 | 19 | 27 | 2 |
| SE UMEAA | 24 | 5 | 2 | 34 | 1 | 13 | 3 |
| SE ESKILSTUNA | 21 | 1 | 7 | 24 | 3 | 41 | 4 |
| DK AALBORG | 10 | 11 | 5 | 14 | 14 | 10 | 5 |
| SE JOENKOEPIING | 32 | 13 | 3 | 11 | 2 | 26 | 6 |
| DK ODENSE | 13 | 9 | 4 | 20 | 9 | 40 | 7 |
| FI JYVÄSKYLÄ | 23 | 8 | 1 | 47 | 5 | 25 | 8 |
| FI TAMPERE | 16 | 2 | 15 | 31 | 12 | 14 | 9 |
| AT SALZBURG | 27 | 24 | 29 | 2 | 27 | 1 | 10 |
| FI TURKU | 20 | 6 | 12 | 15 | 18 | 29 | 11 |
| FI OULU | 14 | 4 | 9 | 39 | 13 | 35 | 12 |
| AT INNSBRUCK | 35 | 27 | 26 | 12 | 6 | 3 | 13 |
| AT LINZ | 11 | 23 | 31 | 8 | 25 | 7 | 14 |
| SI LJUBLJANA | 6 | 7 | 34 | 33 | 21 | 21 | 15 |
| AT GRAZ | 26 | 21 | 33 | 9 | 28 | 2 | 16 |
| NL EINDHOVEN | 5 | 12 | 24 | 1 | 49 | 49 | 17 |
| DE REGENSBURG | 4 | 17 | 37 | 10 | 37 | 11 | 18 |
| FR MONTPELLIER | 29 | 20 | 16 | 46 | 4 | 30 | 19 |
| BE GENT | 15 | 29 | 27 | 6 | 41 | 9 | 20 |
| NL GRONINGEN | 18 | 14 | 11 | 30 | 54 | 12 | 21 |
| NL NIJMEGEN | 28 | 10 | 8 | 18 | 57 | 43 | 22 |
| FR NANCY | 44 | 37 | 13 | 23 | 11 | 20 | 23 |
| DE GOETTINGEN | 19 | 15 | 25 | 40 | 42 | 18 | 24 |
| FR POITIERS | 47 | 38 | 10 | 44 | 8 | 15 | 25 |
| FR CLERMONT-FERRAND | 38 | 40 | 18 | 36 | 10 | 17 | 26 |
| DE TRIER | 30 | 33 | 19 | 16 | 48 | 19 | 27 |
| DE KIEL | 17 | 26 | 28 | 22 | 34 | 52 | 28 |
| NL ENSCHEDE | 36 | 19 | 23 | 17 | 61 | 33 | 29 |
| DE ERFURT | 22 | 28 | 30 | 7 | 51 | 38 | 30 |
| UK CARDIFF | 12 | 32 | 44 | 19 | 58 | 16 | 31 |
| IE CORK | 3 | 39 | 57 | 28 | 39 | 24 | 32 |
| DE ROSTOCK | 46 | 31 | 20 | 29 | 20 | 44 | 33 |
| UK ABERDEEN | 8 | 25 | 52 | 42 | 43 | 32 | 34 |
| FR DIJON | 52 | 41 | 21 | 41 | 7 | 22 | 35 |
| UK PORTSMOUTH | 9 | 30 | 42 | 13 | 65 | 53 | 36 |
| BE BRUGGE | 39 | 52 | 22 | 27 | 52 | 5 | 37 |
| ES PAMPLONA | 41 | 34 | 14 | 54 | 36 | 34 | 38 |
| UK LEICESTER | 7 | 35 | 46 | 5 | 67 | 63 | 39 |
| SI MARIBOR | 42 | 22 | 43 | 49 | 15 | 51 | 40 |

...of 77 cities

How smart is Cork?

Benchmarking

City profiles: CORK (IE), AARHUS (DK), ABERDEEN (UK)



Irish LA engagement with EU

- Post-BREXIT future – “at the heart of Europe”?
- Is Ireland – especially broad local government sector – sufficiently engaged in various initiatives?
- Entirely reactive...or contribute to shape direction (incl of €€€)?
- Width or depth (areas of focus)?
- Structures & resources: local, regional, system-wide?
- Formal tie-ins with policy (CoR)?
- Feeding into more urban-focussed policy-making?
- Responses to policy consultations?
- Monitoring developments “under radar”.
- Membership of European networks?
- Access to (and targeted use of) knowledge.

@IrishRegions_EU



TWEETS 2,148 FOLLOWING 769 FOLLOWERS 879 LIKES 456 LISTS 1 MOMENTS 0

IrishRegionsBrussels

@IrishRegions_EU

Brought to you by Ireland's 3 Regional Assemblies, we work to enable local/regional engagement in EU affairs, initiatives & opportunities.

Irish Regions Brussels Office

iro.ie

Joined March 2010

IrishRegionsBrussels @IrishRegions_EU · Mar 22
 Cllr Michael Murphy responds to #Barnier raising Irish concerns on #brexit including Irish border & agri food #CoRplenary




IrishRegionsBrussels @IrishRegions_EU · Mar 6
 Newer batch of Interreg Europe project partners incl @TipperaryCoCo @Dept_CCAE @West_BIC @CIT_ie @DonegalLEO @ERNACT & @SouthernAssembl (x2)

Interreg Europe @interregueurope
 All second call projects are now online! Discover projects and their websites under four topics. interregueurope.eu/discover-proje...

ronan.gingles@iro.ie

www.iro.ie



Irish Regions Brussels Office Oifig Réigiún na hÉireann, An Bhrúxail